



How to Post a LinkedIn Article



Access the Article Creation Tool

- Go to the LinkedIn homepage.
- Click "Write an article" in the "Start a post" section.



Craft a Compelling Headline & Introduction

- Use strong verbs and keywords.
- Briefly introduce the topic and its importance.



Write Engaging Content

- Use headings, subheadings, bullet points, and lists.
- Provide valuable insights and actionable advice.
- Tailor language and examples to your target audience.




Optimize for Readability

- Write clearly and concisely.
- Use bold text and italics to highlight key points.




Add Visuals (Optional)

- Include high-quality images, infographics, or videos.



Include Relevant Hashtags

- Include high-quality images, infographics, or videos.



Publish and Promote

- Hit "Publish" when satisfied.
- Share on your feed and notify relevant connections.